

**Hours of Operation for Fall
effective September. 1, 2010**

Sunday & Monday	Closed
Tuesday	10 - 8 pm
Wednesday	10 - 8 pm
Thursday	12 - 8 pm
Friday	10 - 7 pm
Saturday	10 - 5 pm


[Gift Certificates Available On-line](#)



1576A Bloor Street West, 2nd Floor
(East of High Park)
Toronto, ON M6P 1A4

Spa: 416-766-5692
Cell: 416-580-5235

e-mail: info@divineskintherapy.ca
www.divineskintherapy.ca



All major credit cards are accepted for our programs
and payment plans are available.



*Your Organic Skin & Body
Care Studio*

1576A Bloor Street West, 2nd Floor
(East of High Park)
Toronto, ON M6P 1A4

Spa: 416-766-5692
Cell: 416-580-5235

e-mail: info@divineskintherapy.ca
www.divineskintherapy.ca



phaserepl™

*Permanent
Hair Reduction
for all Skin Types*

laserhairremoval

Understanding hair removal

Laser hair removal focuses on the endogenous chromophore melanin, which is mainly found in the hair shaft, with a small amount present in the upper third of the follicular epithelium (**Figure 1**). When an appropriate energy source (such as a laser) is directed at the skin, light is primarily absorbed in the hair shaft melanin. Heat is generated and diffuses to the surrounding follicular epithelium. A similar principle applies to laser treatment of vascular lesions, where the heat generated after absorption by hemoglobin is transferred from the blood to the vascular endothelial cells

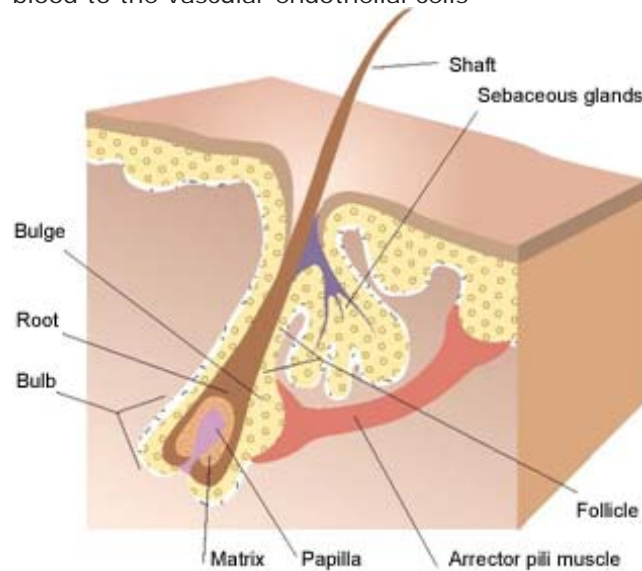
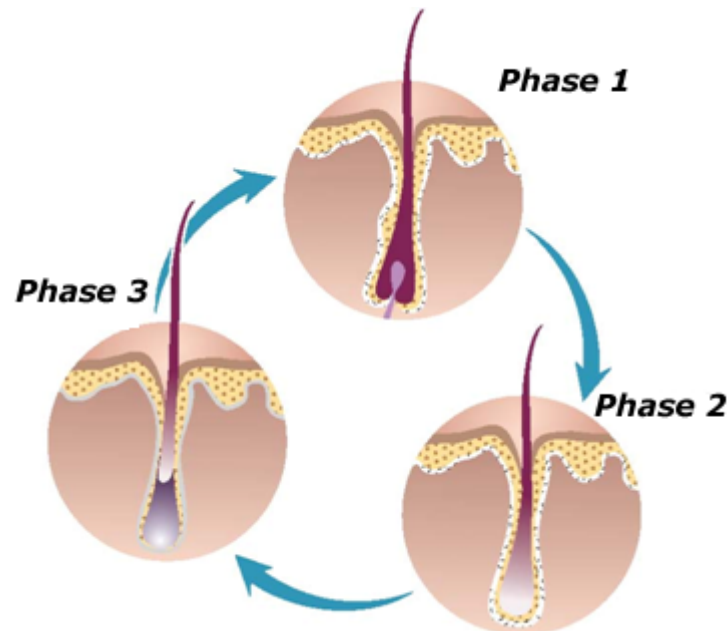


Figure 1. The anatomy of a typical terminal hair. Laser hair removal targets the melanin in the hair shaft.

Laser hair removal is based on the principles of selective photothermolysis: a combination of the appropriate laser wavelength, pulse duration (or pulse width), and fluence (energy per unit area).

Laser hair removal

Lasers can remove unwanted hair faster, more comfortably and more reliably than many other methods. Whether you are a man or a woman, young or old, laser hair removal is an alternative to plucking, shaving, waxing, electrolysis or chemical depilatories. Depending on your needs, most body areas can be treated with this state-of-the-art technology.



How does hair grow?

Age, sex, weight, metabolism, hormones, genetics, ethnicity, medications, location of hair, and the changing of seasons can all affect hair growth. The growth of hair occurs in three phases.

Phase 1 **Anagen**

Hair's active growth phase is called anagen and lasts up to several years. The majority of hair is in this phase at any given time. During anagen, the hair has an abundance of melanin.

Phase 2 **Catagen**

The catagen or regressive phase lasts about 2 to 4 weeks. In this phase, hair stops growing but is not yet shed. About 3 or 4 percent of body hair is in this phase.

Phase 3 **Telogen**

Lasting weeks to months, the telogen or resting phase is when hair falls out and a new hair begins to form. At least 10 to 15 percent of body hair is in this phase. At any given time, hairs from various parts of the body are at different phases. This cycling prevents all body hair from falling out at the same time and waiting months for hair to grow back.

Smartlite™ delivers a combination of yellow and red light combined with DPT (Dual Phase Technology) to destroy both structures and increase the efficiency and results.

Dual phase technology

Phaser EPL has a unique Dual Phase Pulse

which is designed to provide destruction of both the bulge and the bulb for ultimate hair removal results.

The primary phase is a fast rise sculptured pulse allowing 50% of the energy to be transferred to tissue in the optimum time interval to focus on a flowing blood target and ultimately destruction of the bulge. This effect is essential for the removal of finer and lighter coloured hairs. This rapid rise in energy is also extremely effective for the treatment of unwanted pigmentation when used with the appropriate hand piece. The secondary phase of the pulse is an extended tail of energy to enhance the thermal increase in the hair bulb, without increasing the temperature of the epidermis. This enables the coarser and more stubborn hairs to be treated efficiently.



Phaser EPL has been designed for treating a wide range of conditions including hair removal, skin rejuvenation, pigmented lesions, vascular lesions and active acne. Each system is delivered with a Universal Smartlite™ DPT hand piece. The combination of yellow and red light is not only effective for hair removal but is also useful in the reduction of pigmented and vascular lesions.

Hair removal, skin rejuvenation & acne

Hair removal

Excellent results have been achieved using Smartlite™ technology, in as little as five treatments.

Photo rejuvenation

Photo rejuvenation is a treatment applied to the face, hands and décolletage improving the overall appearance.

Smartlite™ technology is ideally suited to this application, and excellent results can be achieved.

The yellow light targets blood vessels causing them to coagulate and collapse, the red light targets unwanted pigmentation, while the combined effect of both red and yellow light stimulates collagen production. A course of 4 to 6 treatments is recommended to attain significant improvements.

Active acne

Smartlite™ treatment technology invariably achieves destruction of the porphyrin containing bacterium (P acnes) with its yellow wavelengths of light (535nm). The red wavelengths (610nm) improve results by producing an anti-inflammatory response. Results can be further improved by using the acne specific filter which increases porphyrin absorption and bacteria destruction with its blue light.

A course of treatments is recommended in order to achieve optimum results.

Laser Hair Removal

How many treatments will I need?

Between 6 to 12 sessions, generally speaking. Light skin with dark hair responds the quickest. Light hair with light skin and dark hair with dark skin take longer. Laser does not work on GRAY hair

How do I prepare for treatment?

Patients scheduled for hair removal should avoid plucking, electrolysis or hair waxing for 3 weeks prior to treatment. If you have had a history of herpes simplex virus and are scheduled for facial hair treatment, prophylactic antiviral therapy may be prescribed. Also, any hair should be completely removed by shaving, and your skin should be thoroughly cleaned and dried, removing any makeup, creams, oils, topical anesthetics or skin tanning products before laser treatment. The intended treatment area should not be exposed to sunlight or tanning booth light for 14 days prior to treatment.

Is there a risk for a burn?

Yes. Do not come in with a sun tan, tanning products, or tanning bed use or on any photosensitive medications please. Some antibiotics would be an example of this.

What can I expect during treatment?

Treatment will take place in our spa. You will wear safety eyewear to protect your eyes from the laser light. Your aesthetician will guide the laser to the treatment areas with a small handpiece. Each laser pulse may be preceded by a short pulse. A treatment could take as little as a few minutes to as long as an hour, depending on the area and condition being treated.

What to expect?

The hairs in an active growth phase, Anagen hair, are most affected by the laser. As all hairs are not in this phase at the same time, several treatments will be necessary to accomplish optimum results. Most patients will achieve hair loss of 50% - 85% after 6-10 treatments. The hair that remains after a series of treatments is lighter and sparser than the original hair. An annual maintenance visit is required to maintain results.

Treatments on facial hair are every 4 weeks, while body hair treatments are every 6 weeks

Do you offer a guarantee for the laser treatments I purchase?

No, because everyone responds differently to laser. However, we are using the best technology available on the market.

How long will my session take?

Depending on the size of the area we are treating anywhere from 10-90 minutes.

Will it hurt?

Most people say it feels like a rubber band snapping against you. We numb the area with ice-packs and chilled rollers prior to treatment.

Why do I have to come more than 1 or 2 times?

Because there are 3 different growth stages of a hair, the formation, growth and dormant phase. The hair can only be killed in the formation stage. Since we do not know the stage of the hair we need to continue the treatment.

Is it important to come at the scheduled appointments?

Yes. Ideally we do treatments every 4 to 6 weeks. Coming in at the proper times will give you better long term results. The first appointment must be made when no sun exposure has occurred.

If I have darker skin can I get laser hair removal?

Yes. You will have to schedule a complimentary test spot treatment first, and it will take more treatments to get desired results.



Will all my hair be gone when I'm finished with package?

Probably not every single hair. Most people will see 65% to 95% reduction after a complete package. If the person only shaves and does not miss any appointments the better results. Darker skinned people will need more treatments.

Can hair grow back?

If a root was killed it will not come back. However, sometimes the laser only stunts the growth of the hair and it will grow back in 8 to 12 weeks. Also in some instances people experience odd hormone fluctuations. For example during pregnancy and menopause. The body does not have the ability to create new hair follicles.

What about darker skin types?

All darker skin types will first need a complimentary test patch done, results will take longer because the color of the hair and the skin is so similar that the patient may find this more painful and we need to use lower energy.

Before and After treatment results

Hair Removal



Before



After



Before



After



Before



After

What can I expect after treatment?

A cool compress or gel pack may be applied for comfort following your treatment. Any redness or swelling should resolve within a few hours.

What precautions should I take after treatment?

After laser treatment, prevent sun exposure by applying sunblock (SPF 30 or above). In the first few days after treatment, don't scrub or rinse the treated areas with abrasive skin cleansers. Your aesthetician may advise additional precautions treatment.

For more information visit:
www.divineskintherapy.ca

